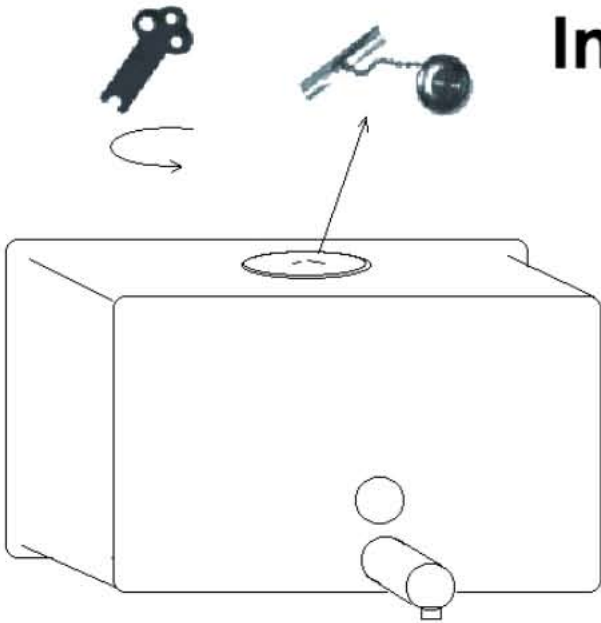


# LSV and LSH

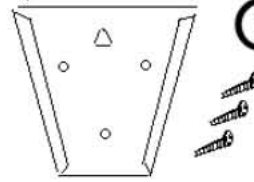
## Installation Instructions

- 1 Twist key and remove plug from unit



cabinet or cupboard, etc

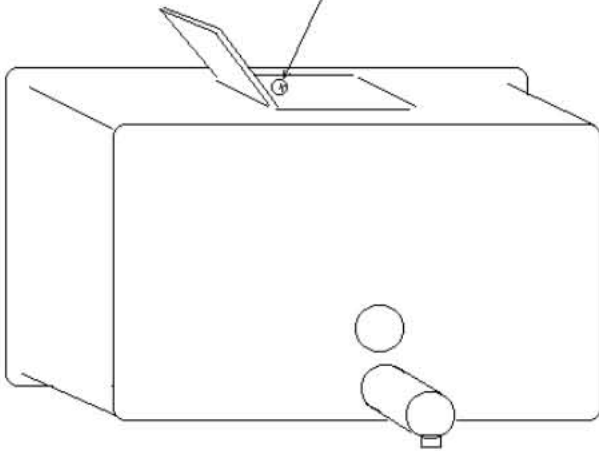
4 inch clearance required



- 2 install mount using 3 screws

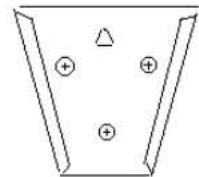
Please Read

- 3 loosen this screw!!!  
back the screw almost completely out of unit



slide dispenser on to mount

- 4



tighten screw to securely lock dispenser in place

- 5

